EST.ESCAVADA ø 25 p/ BLOCOS
ESCALA 1:20

30x

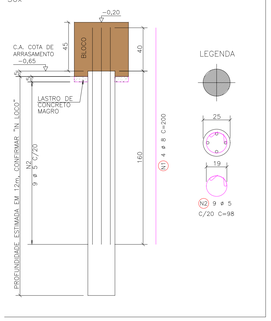

B1
ESCALA 1:20

10x

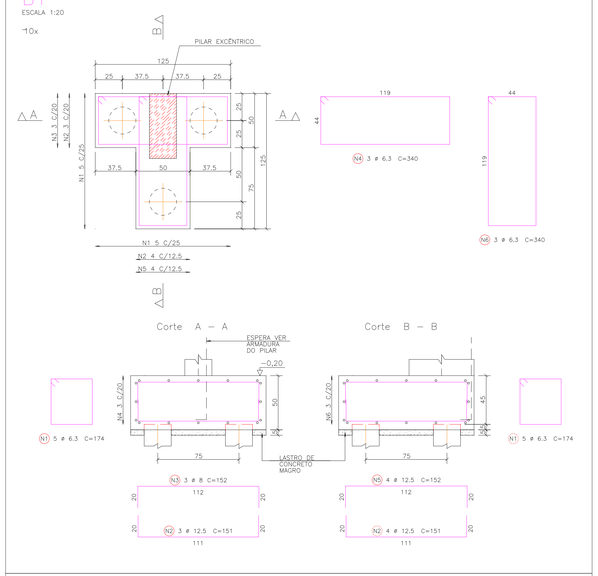

BLOCO PARA PILARES PA5, PA6, PA7

A R R I M O – 1

CINTAS
ESCALA 1:20

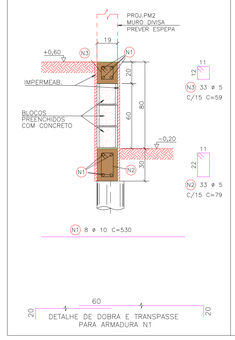

PILAR PA1 19x19 – (3x)
ESCALA 1:20

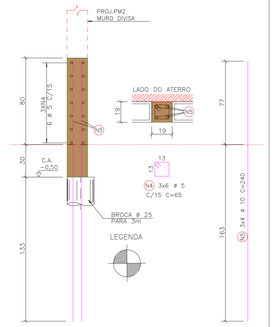

A R R I M O – 2

CINTAS
ESCALA 1:20

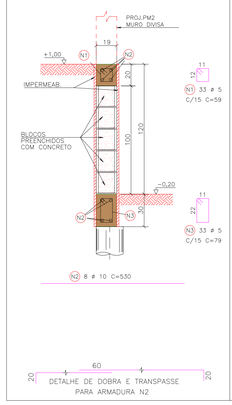

PILAR PA2 19x19 – (3x)
ESCALA 1:20

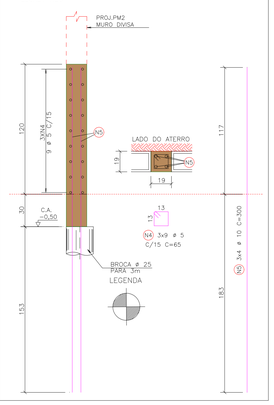

A R R I M O – 3

CINTAS
ESCALA 1:20

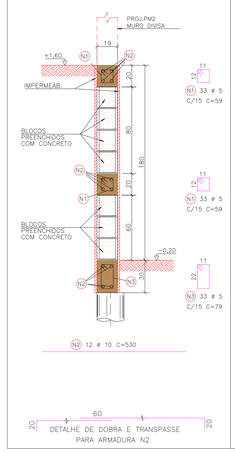

PILAR PA3 19x19 – (3x)
ESCALA 1:20

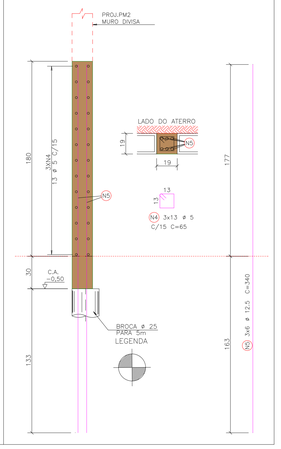

A R R I M O – 4

CINTAS
ESCALA 1:20

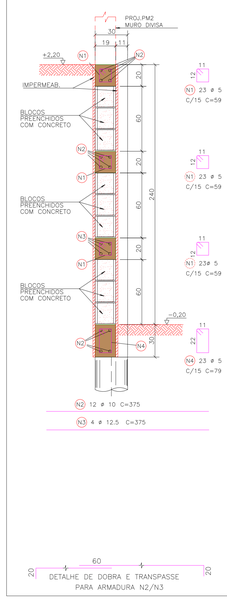

PILAR PA4 19x30 – (2x)
ESCALA 1:20

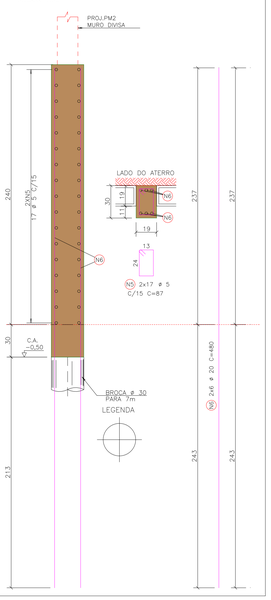

A R R I M O – 5

CINTAS
ESCALA 1:20

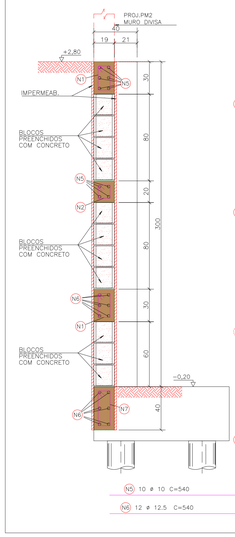

PILAR PA5 25x40 – (3x)
ESCALA 1:20

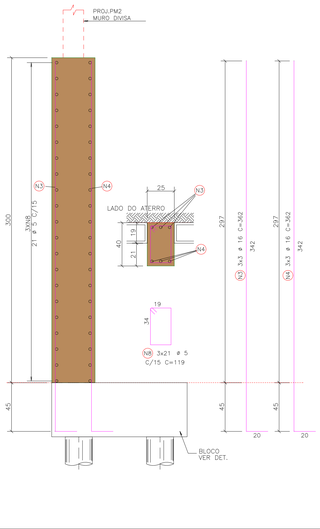

A R R I M O – 6

CINTAS
ESCALA 1:20

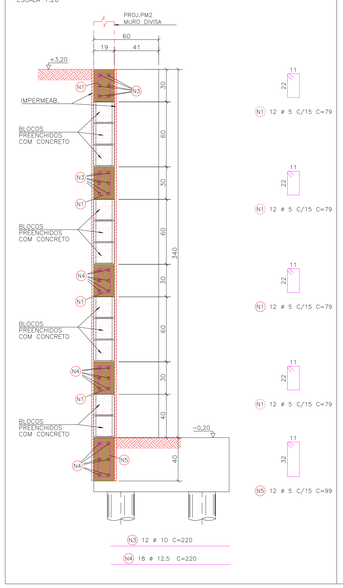

PILAR PA6 25x60 – (2x)
ESCALA 1:20

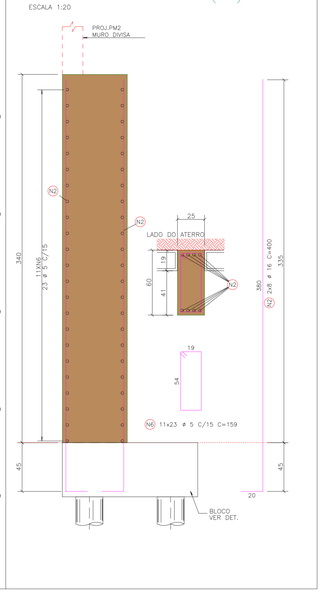

POS	BIT (mm)	QUANT	COMPRIMENTO UNIT (cm)	COMPRIMENTO TOTAL (cm)
A R R I M O – 1				
1	10	8	530	4240
2	5	33	79	2607
3	5	33	59	1947
4	5	18	65	1170
5	10	12	240	2880
A R R I M O – 2				
1	5	33	59	1947
2	10	8	530	4240
3	5	33	79	2607
4	5	27	65	1755
5	10	12	300	3600
A R R I M O – 3				
1	5	66	59	3894
2	10	12	530	6360
3	5	33	79	2607
4	5	39	65	2535
5	12.5	18	340	6120
A R R I M O – 4				
1	5	69	59	4071
2	10	12	375	4500
3	12.5	4	375	1500
4	5	23	79	1817
5	5	34	87	2958
6	20	12	480	5760
A R R I M O – 5				
1	5	66	79	5214
2	5	33	59	1947
3	16	9	362	3258
4	16	9	362	3258
5	10	10	540	5400
6	12.5	12	540	6480
7	5	33	99	3267
8	5	63	119	7497
A R R I M O – 6				
1	5	48	79	3792
2	16	16	400	6400
3	10	12	220	2640
4	12.5	18	220	3960
5	5	12	99	1188
6	5	253	159	40227
B1 (X10)				
1	6.3	100	174	17400
2	12.5	70	151	10570
3	8	30	152	4560
4	6.3	30	340	10200
5	12.5	40	152	6080
6	6.3	30	340	10200
EST.ESCAVADA ø 25 p/ BLOCOS (X10)				
1	8	120	200	24000
2	5	270	98	26460

AÇO	BIT (mm)	COMPR (m)	PESO (kgf)
60B	5	1195	184
50A	6.3	378	93
50A	8	286	113
50A	10	339	209
50A	12.5	347	334
50A	16	129	204
50A	20	58	142
Peso Total		60B =	184 kg
Peso Total		50A =	1094 kg

INDICAÇÃO DE CORTES NAS FORMAS: CORTES SEM LAJE / CORTES COM LAJE

CONVENÇÕES DE PILARES: NASCE NO NÍVEL / CONTINUA / MORRE NO NÍVEL

01– VERIFICAR MEDIDAS ANTES QUALQUER EXECUÇÃO
02– MEDIDAS EM cm NÍVEIS EM m
03– NIVEL 0,00 PISO DO TÉRREO ACABADO (VER ARQUITETURA)
04– NA TABELA DE ARMADURA NÃO HÁ PERDAS
05– COBRIMENTO ARMADURA SUPERESTRUTURA 2.0 cm
06– COBRIMENTO ARMADURA INFRAESTRUTURA 3.0 cm
07– TODO MATERIAL USADO NA ESTRUTURA DEVERÁ TER CONTROLE DE QUALIDADE CONFORME ABNT
08– IDADE DO CONCRETO PARA CARGAS DE 28 DIAS
09– FURO NAS PEÇAS DE CONCRETO SÓ O INDICADO
10– PESO ESPECÍFICO ALVENARIA PRONTA 13kN/m3
11– PREVER FIXAÇÃO DA ALVENARIA NA ESTRUTURA
12– CIMBRAMENTO DA ESTRUTURA É DE RESPONSABILIDADE DO PROFISSIONAL TÉCNICO DA OBRA
13– TIPO DE FUNDAÇÃO ADOTADO PELO CLIENTE
14– PARA LOCAÇÃO DA FUNDAÇÃO CONFERIR MEDIDAS DO ALINHAMENTO E DIVISA COM A ARQUITETURA

CONCRETO	fck	Eci
ESTACAS/BROCAS	25 MPa (C25)	28 GPa
ARRIMOS	25 MPa (C25)	28 GPa
FUNDAÇÕES/BALDRAMES	25 MPa (C25)	28 GPa
PILARES/VIGAS	25 MPa (C25)	28 GPa

CLIENTE
SAEMAS

OBRA
CASA DE BOMBAS–FLUORETAÇÃO–CLORAÇÃO – MUROS

LOCAL
ESTRADA MUNICIPAL STZ 464 — SERTÃOZINHO – SP

TÍTULO DESENHO
ARM. ESTACAS, BROCAS, ARRIMOS – PARTE 1/3

NÚMERO DA FOLHA
C–02

FORMATO A1